

Twintour



The highest capacity revolving door

The Twintour is a unique revolving door concept with an unprecedented passage capacity. Providing straight line, bi-directional access, it easily accommodates large objects such as shopping and luggage trolleys, stretchers and wheelchairs. The Twintour can be lined up in a variety of ways giving it an unheard-of measure of flexibility.

Flexible concept

The Twintour is a flexible revolving door concept which consists of two or more two wing revolving doors. Thanks to a specially designed synchronous drive, all doors rotate at right angles to one another, ensuring the entrance is always draught proof.

The variety of configurations enables us to offer you a high capacity entrance solution suitable for almost any building. You will often find the Twintour in airports, railway stations, hospitals, large office complexes, supermarkets and shopping centres.

Flexible design

The Twintour has many options in design and surface finish and can be manufactured to match or complement a wide variety of interiors and facades.

Finish

The frame and door set can be finished in powder coated or anodised aluminium alternatively they can be clad with stainless steel, bronze, brass or other metal sheets.

Construction

The Twintour is available with either solid or glass curved walls. Solid walls are constructed from high grade aluminium sandwich panels. Glass walls provide a more spacious and transparent feeling and are constructed from slim aluminium profiles with laminated glass. The door set is constructed from extruded aluminium profiles with laminated or tempered glass and horsehair weather strips around the edges.

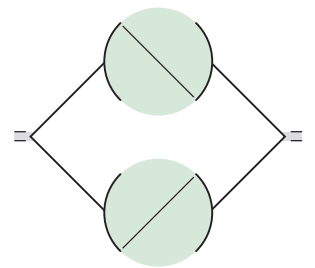
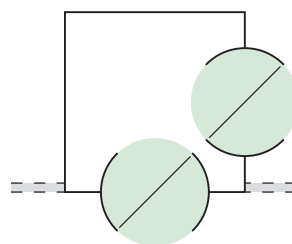
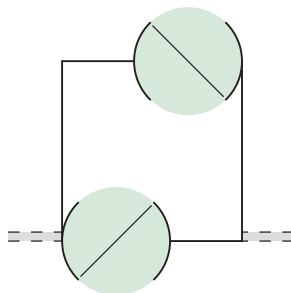
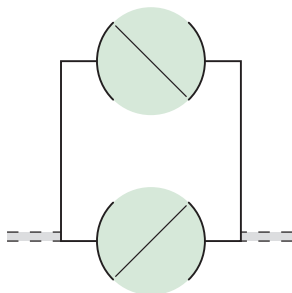
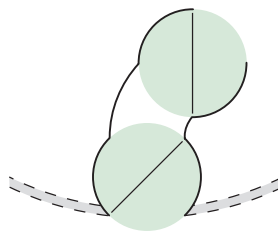
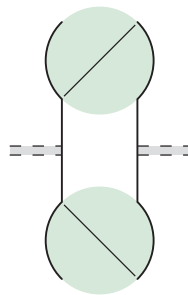
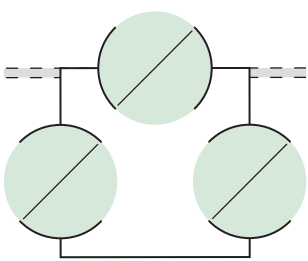
Configurations

The Twintour is an exceptionally flexible concept that offers many possible entrance configurations. This variety of configurations allows us to design a custom made solution for your entrance.

Options

- Push-button temporary low speed
- Manual or automatic night locking doors
- Electro-mechanical locking unit, capable of locking the door set in every position required by means of a push button
- Espagnolet locks
- Glass protection sheets
- Ceiling lighting with low energy or halogen lamps
- Plywood, stainless steel or aluminium dust covers
- Roof covering for outside use
- Air curtains
- Floor mats

*'Highest possible capacity with
maximum flexibility'*

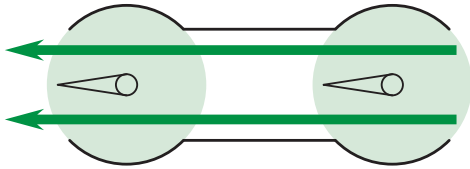


Climate Control

The 'always open, always closed' nature of our revolving doors lets you create a stylish and energy efficient entrance to your building, allowing users to move freely in and out, while creating an effective barrier between the weather, pollution and dirt on the outside and the environment on the inside. This makes it possible for you to maintain the optimum climate conditions inside your building.

Cost savings and comfort

The Twintour is one of the most economical doors of the entire range of revolving doors in terms of the energy it consumes and the energy it saves. The Twintour helps to prevent energy loss, making it an environmentally friendly solution that will help you save considerably on costs for heating and cooling your building. This means that often a Twintour will pay for itself many times over during its life span.



Safety Features

At Boon Edam, we put safety first. We know that user safety and emergency exit requirements are important when designing your entrance. That is why our products are created with these demands in mind. All Boon Edam products are designed to comply with or exceed safety standards and regulations.

User safety

The Twintour comes with a comprehensive array of safety features:

- Compressible safety buffers on the end of the curved walls (SRB)
- Compressible safety buffers on the leading face of each door wing's bottom rail (SRD)
- Presence sensors in front of each curved wall end (EBS)
- Additional presence sensors are available as an option for specific applications
- Emergency stop buttons
- Low torque drive unit with speed control

Emergency escape

The Twintour is equipped with a unique collapsible door set system (patented by Boon Edam), which unlocks in case of an emergency such as a fire alarm, power failure or an emergency stop. After deactivation of these locks, the door wings can be collapsed creating an emergency escape*.

* Escape route requirements are subject to local regulations



Standard dimensions and theoretical capacity

D Diameter (mm)	C Throat Opening (mm)	E Installation width (mm)	F Corridor length (mm)	Max Persons/ Segment	Capacity/ minute ¹	Type of Traffic	Escape route ²	Disabled Access
3000	2027	3077	750 ³ / 1500 ⁴	10	2 x 60			
3200	2168	3277	800 ³ / 1600 ⁴	11	2 x 61			
3400	2310	3477	850 ³ / 1700 ⁴	13	2 x 68			
3600	2451	3677	900 ³ / 1800 ⁴	14	2 x 70			
3800	2592	3877	950 ³ / 1900 ⁴	16	2 x 75			

¹ Maximum capacity per minute indicates how many people can pass through the Twintour in both directions under normal conditions

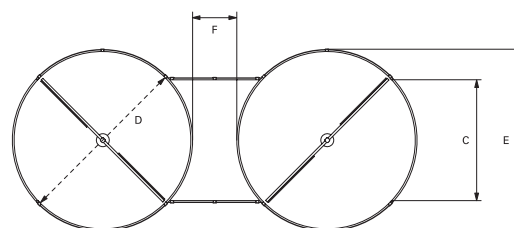

² Escape route requirements are subject to local regulations

³ Corridor Length is 1/4 D

⁴ Corridor Length is 1/2 D

Dimensions

Diameter	A Canopy height (mm)	B Height under canopy (mm)
All Diameters	300 - 600	2200 - 2700



Technical Specifications

Power supply	200-240 VAC, 50/60 Hz
Motor	AC motor, 3-phase
Power consumption	Operating 260 W Stationary 90 W Lighting 120 W (LED) 200 W (halogen)
Ambient temperature	-20°C to +50°C
Fuse	External power supply fused with 16 A Slow

High Quality

At Boon Edam, we take quality seriously. Quality of the materials we use, quality of our employees as well as quality of our partners. As with all Boon Edam products, the Twintour is manufactured to the highest standards, is CE approved and complies with international regulations and guidelines, including but not limited to: the Machine Directive (2006/42/EC), the EMC-directive (2004/108/EC), the Low Voltage directive (2006/95/EC) and European Glass standard EN356.

Many Boon Edam revolving doors meet the requirements of the Dutch Council of the Chronically Ill and the Disabled as being accessible for disabled people.



Distributor

TW-201102-GBR-95903012